

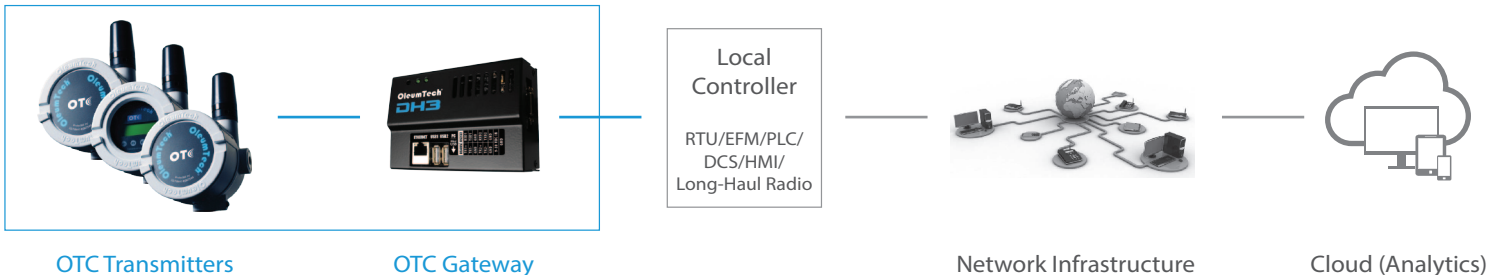


▶ Highlights

- 4 analog inputs (0-5 Vdc, 24-bit ADC)
- Up to a 10-year battery life¹
- Self-contained, rugged design
- Installs in minutes
- IP66, -40 °C to 70 °C (-40 °F to 158 °F)
- 900 MHz / 915 MHz / 2.4 GHz / 868 MHz
- Secure AES encryption
- Class I, Division 1 (Zone 0), Intrinsically Safe



US Patent #6,967,589



▶ Self-Contained Wireless Analog Signal Monitoring Solution

4-in-1 Monitoring Capabilities

The OleumTech® OTC Wireless Analog Transmitter is designed for monitoring and powering up to four analog devices such as 1-5 V pressure transducers. The self-contained, battery-powered analog transmitter delivers unrivaled performance, reliability, and accuracy, and is made to thrive under extreme outdoor conditions. This wireless instrument provides up to 9.5 Vdc to each analog input source. The SM-JP4 transmitter is powered by a replaceable battery pack that provides up to a 10-year life.¹

Reliable, Scalable, and Safe

The field-proven wireless transmitter communicates with an assigned wireless gateway within the OTC Wireless Sensor and I/O Network creating a highly scalable network, accommodating virtually any I/O requirement.

The OleumTech wireless transmitter is certified for use in Class I, Division 1 (Zone 0) hazardous locations. It is intrinsically safe, designed not to cause a spark, and can be serviced without being removed from a process.

Technical Specifications



HARDWARE FEATURES

Device Functionality	· Wireless Transmitter with Analog Inputs
Embedded Controller	· Ultra-Low Power RISC Microcontroller with Internal FLASH (Field Upgradeable)
Configuration	· Standard RS232 Serial / BreeZ® Software for PC
Inputs	· 4 Analog Inputs (0-5 Volt), 24-bit ADC
Power Source	· Self-Contained, Internal 3.6 Vdc Lithium Battery
Available Power	· Supplies Sensor Power Up to 9.5 Vdc
Sensor Power Up Delay	· Approximately 500 ms
Internal Battery Life	· Over 10 Years, Based on User Defined Reporting Intervals ¹
Device Diagnostics	· Health Tags: Battery Voltage, Received Signal Strength Indication (RSSI), RF Refresh, RF Timeout

WIRELESS COMMUNICATIONS

Radio Band	· ISM Band (License-Free)
900 MHz / 915 MHz	· FHSS, FSK, AES Encryption 256-bit (900 MHz), 128-bit (915 MHz)
2.4 GHz	· DSSS, AES Encryption 128-bit
868 MHz	· LBT-AFA, AES Encryption 128-bit
Bit Rate	· 900/915 MHz: 9600 bps / 115.2 kbps; 2.4 GHz: 250 kbps; 868 MHz: 80 kbps
Output Power (Max)	· 900/915 MHz: 10 mW; 2.4 GHz: 63 mW; 868 MHz: 25mW
Receiving Sensitivity	· 900/915 MHz: -110 dBm @ 9600 bps, -100 dBm @ 115.2 kbps · 2.4 GHz: -101 dBm @ 250 kbps; 868 MHz: -106 dBm @ 80 kbps
RF Range	· 900/915 MHz: Up to 7500 Feet / 1.4 Miles / 2.3 km with Clear Line of Sight ² · 2.4 GHz: Up to 1.9 Miles / 3.1 km with Clear Line of Sight ² · 868 MHz: Up to 1.5 Miles / 2.4 km with Clear Line of Sight ²

CERTIFICATIONS & COMPLIANCE

EMC/EMI		· FCC Part 15 (USA), IC ICES-003 (Canada), ACMA (Australia) · AS/NZS CISPR 32 (Australia), EN55032 & EN55024 (EU)
Safety		· Class I, Division 1, Groups A, B, C, D T3C; Ex ia IIC T3 · Class I, Zone 0; AEx ia IIC T3 · ATEX: Sira 13ATEX2142X; Ex ia IIC T3 Ga; II 1 G · IECEx: SIR 13.0054X; Ex ia IIC T3 Ga

MECHANICAL SPECIFICATIONS

Dimensions	· 5" (W) x 12.6" (H) x 4.4" (D) / 127 mm (W) x 320 mm (H) x 112 mm (D)
Package Dimensions	· 10.25" (W) x 14" (H) x 6.5" (D) / 260 mm (W) x 356 mm (H) x 165 mm (D)
Package Weight	· ~7 lbs / 3.2 kg
Connection Fitting	· (3) 3/4" NPT Female Ports: 2 Ports are Plugged and Includes a 3/4" to 1/2" Reducer Bushing
Enclosure Casing Material	· Type 4X Aluminum; IP66

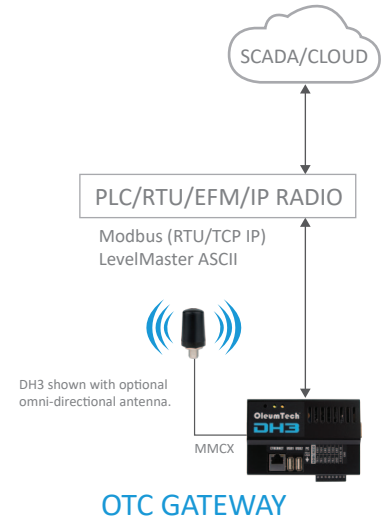
GENERAL SPECIFICATIONS

Operating Conditions	· Ambient Temperature (Class I, Division 1 / Zone 0): -40 °C to 70 °C (-40 °F to 158 °F) · Ambient Temperature (Non-Hazardous Applications): -40 °C to 80 °C (-40 °F to 176 °F) · Humidity: 0 to 99 %, Non-Condensing
Warranty	· 2-Year Parts and Labor
Country of Origin	· USA

ORDERING INFORMATION

Model Numbers	· SM5000-JP4 (900), SM5010-JP4 (915), SM5400-JP4 (2.4), SM5020-JP4 (868)
Wirelessly Connects To	· OTC Wireless Gateway
Configuration Cable	· SX1000-CC2, 20-ft All-in-One Configuration Cable
Replacement Battery	· Use OleumTech SX1000-BP3 Only

Networking Diagram



OTC TRANSMITTERS

Point-to-Multipoint
"Star Topology"



¹Ambient temperature and one transmission per 1 min interval without any retries were used to calculate battery life. Actual battery life may vary depending on environmental factors, application, and usage. Use data shown above only as general point of reference. See OleumTech Battery Life Expectancy Chart for predicted battery life based on reporting interval.

²The maximum RF range data was collected under optimal test conditions, including a clear line of sight between antennas. Actual wireless RF range may vary depending on location, RF interference, weather, antenna type, cable type, and line of sight.

©2020 OleumTech Corporation. All rights reserved. OleumTech and BreeZ are registered trademarks of OleumTech Corporation in the United States. All other trademarks and trade names are the property of their respective holders. Specifications, design, and product descriptions subject to change without notice. This device contains proprietary intellectual property protected by US Patent #6967589. Document ID: 67-4009-001_T

