

DATASHEET

- WT-LL3
- WT-LL3-T
- WT-LL3-D
- WT-LL3-DT

Highlights

- Monitor product, interface & temperature using a single Resistive Level Sensor
- Advanced local LCD display interface
- Up to a 10-year battery life¹
- ± 1/8" accuracy on 1/4" resolution sensor* (T option)
*API 18.2-compliant
- ± 1/4" accuracy on 1/2" resolution sensor
- Flex (PTFE) or rigid (316 SS) sensor option
- Multiple liquid compatibility
- Sensor requires a one-time only calibration
- Installs in minutes: Quick Connect eliminates sensor wiring error and hassle
- Highly resistant to H2S damage, scaling, and paraffin buildup (Limited lifetime warranty, please contact your OleumTech representative for details)
- Self-contained, rugged design, IP66
- Sensor supports a wide temperature range -40 °C to 120 °C (-40 °F to 248 °F)
- 900 MHz / 915 MHz / 2.4 GHz / 868 MHz
- Secure AES encryption
- Class I, Division 1 (Zone 0), Intrinsically Safe



WT-LL3
WT-LL3-T

WT-LL3-D
WT-LL3-DT
1 Discrete Input Provided



US Patent #6,967,589 & #8,763,455 B1

The Most Reliable Wireless Tank Level Monitoring System

Ultimate Tank Level Gauging Solution

OleumTech® designed the OTC Wireless Resistive Level Transmitter with integral local display to connect and power its flagship line of Resistive Tank Level Sensors enabling the remote collection of critical tank level data. The self-contained, battery-powered transmitter and sensor combination delivers unrivaled performance, reliability, and accuracy, and is made to thrive under extreme outdoor conditions.

All OleumTech Resistive Levels Sensors offer industry-leading 3-in-1 monitoring capabilities of product (oil), interface (water), and temperature from a single instrument. Ordering the transmitter head with the "D" option provides one additional discrete input, giving you a total of 4-in-1 monitoring capabilities.

The WT-LL3-T and WT-LL3-DT options are compatible with the 1/4" resolution sensors providing API 18.2 compliance for handling custody transfer applications while the WT-LL3 and WT-LL3-D work with 1/2" resolution sensors. A single, replaceable battery pack powers both the transmitter and sensor and can last up to 10 years.¹

Reliable, Scalable, and Safe

The field-proven wireless level transmitter communicates with an assigned wireless gateway within the OTC Wireless Sensor and I/O Network, creating a highly scalable network, accommodating virtually any I/O requirement.

OleumTech wireless level transmitters are certified for use in Class I, Division 1 (Zone 0) hazardous locations. They are Intrinsically Safe, designed not to cause a spark and can be serviced without being removed from a process.



Wireless: 900 MHz, 915 MHz, 2.4 GHz, 868 MHz
 Battery-powered, life up to 10 years¹

OleumTech Level Sensors are Ideal for:

Production Tanks | Water Tanks | SWD Locations | Separators
 Condensate Tanks | Midstream Collection and Blend Tanks
 Refinery Holding Tanks | Chemical Tanks | and Many Others


WT-LL3 or WT-LL3-T

Integral LCD with a push button interface

The Flex Level Sensor is shown with the OTC WT Series Wireless Transmitter WT-LL3 or WT-LL3-T option

WT-LL3-D or WT-LL3-DT

The Rigid Level Sensor is shown with the OTC WT Series Wireless Transmitter WT-LL3-D or WT-LL3-DT option



- 1 discrete input available with the "D" option
- Quick Connect allows for ultrafast installs and gives ability to program on or off the tanks
- Height-adjustable compression fitting
- Sensor only requires a one-time calibration
- Monitor product, interface, and temperature using a single sensor
- Supports a wide temperature range -40 °C to 120 °C (-40 °F to 248 °F)
- Multiple liquid compatibility
- Highly resistant to H2S damage, scaling, and paraffin buildup (Limited lifetime warranty, please contact your OleumTech representative for details)
- 1/4" resolution with ±1/8" accuracy*
*API 18.2-compliant
 1/2" resolution with ±1/4" accuracy



OTC Transmitters

OTC Gateway

Local Controller
 RTU/EFM/PLC/
 DCS/HMI/
 Long-haul Radio



Network Infrastructure



Cloud (Analytics)

Technical Specifications (Transmitter)

HARDWARE FEATURES	
Device Functionality	· OTC Wireless Transmitter with Support for Resistive Level Sensors
Model Configuration	· WT-LL3: 1/2" Resolution: Product, Interface and Temperature (6-pin Quick Connect)
	· WT-LL3-D: 1/2" Resolution: Discrete Input + Product, Interface and Temperature (6-pin Quick Connect)
	· WT-LL3-T: 1/4" Resolution: Product, Interface and Temperature (8-pin Quick Connect)
	· WT-LL3-DT: 1/4" Resolution: Discrete Input + Product, Interface and Temperature (8-pin Quick Connect)
Embedded Controller	· Ultra-Low Power RISC Microcontroller with Internal FLASH (Field Upgradeable)
Configuration	· Standard RS232 Serial / BreeZ® Software for PC (v5.5 or higher for 1/4" Resolution Models) or LCD Interface
Resolution	· Resolution Depends on Sensor Type: 1/4" (6.4 mm) or 1/2" (12.7 mm)
Accuracy	· 1/4" Resolution Sensor: ±1/8" Accuracy; 1/2" Resolution Sensor: ±1/4" Accuracy
	· 6.4 mm Resolution Sensor: ±3.2 mm Accuracy; 12.7 mm Resolution Sensor: ±6.4 mm Accuracy
Discrete Input	· Dry Contact, NPN (Sink), Debounce Filter 20 - 2000 ms, 16-bit Counter (Available on WT-LL3-D/WT-LL3-DT)
Power Source	· Self-Contained, Internal 3.6 Vdc Lithium Battery
Internal Battery Life	· Up to 10 Years, Based on User Defined Reporting Intervals ¹
Local LCD Display	· 32-Character Display (16x2 Lines) with 4 Function Keys + Read Button
Instantly Readable Data	· Product / Interface / Temperature / Battery Voltage / RF Status / Optional Discrete Input
Minimum Sensor Read Interval	· 5 Seconds
Local Configuration	· Integral LCD with Four Push Button Interface
Device Diagnostics	· Health Tags: Battery Voltage, Received Signal Strength Indication (RSSI), RF Refresh, RF Timeout, Error Codes

WIRELESS COMMUNICATIONS	
Radio Band	· ISM Band (License-Free)
900 MHz / 915 MHz	· FHSS, FSK, AES Encryption 256-bit (900 MHz), 128-bit (915 MHz)
2.4 GHz	· DSSS, AES Encryption 128-bit
868 MHz	· LBT-AFA, AES Encryption 128-bit
Bit Rate	· 900/915 MHz: 9600 bps / 115.2 kbps; 2.4 GHz: 250 kbps; 868 MHz: 80 kbps
Output Power (Max)	· 900/915 MHz: 10 mW; 2.4 GHz: 63 mW; 868 MHz: 25mW
Receiving Sensitivity	· 900/915 MHz: -110 dBm @ 9600 bps, -100 dBm @ 115.2 kbps
	· 2.4 GHz: -101 dBm @ 250 kbps; 868 MHz: -106 dBm @ 80 kbps
RF Range	· 900/915 MHz: Up to 7500 Feet / 1.4 Miles / 2.3 km with Clear Line of Sight ²
	· 2.4 GHz: Up to 1.9 Miles / 3.1 km with Clear Line of Sight ²
	· 868 MHz: Up to 1.5 Miles / 2.4 km with Clear Line of Sight ²

CERTIFICATIONS & COMPLIANCE	
EMC/EMI	· FCC Part 15 (USA), IC ICES-003 (Canada), ACMA (Australia) · AS/NZS CISPR 32 (Australia), EN55032 & EN55024 (EU)
Safety	· Class I, Division 1, Groups A, B, C, D T3C; Ex ia IIC T3
	· Class I, Zone 0; AEx ia IIC T3
	· ATEX: Sira 13ATEX2142X; Ex ia IIC T3 Ga; II 1 G · IECEx: SIR 13.0054X; Ex ia IIC T3 Ga


MECHANICAL SPECIFICATIONS	
Dimensions: LL3, LL3-T	· 5.5" (W) x 7.9" (H) x 4.4" (D) / 140 mm (W) x 201 mm (H) x 112 mm (D)
Dimensions: LL3-D, LL3-DT	· 5.5" (W) x 12.9" (H) x 4.4" (D) / 140 mm (W) x 328 mm (H) x 112 mm (D)
Package Dimensions	· 10.25" (W) x 14" (H) x 6.5" (D) / 260mm (W) x 356mm (H) x 165mm (D)
Package Weight	· WT-LL3/WT-LL3-T: ~5.5 lbs (2.5 kg), WT-LL3-D/WT-LL3-DT: 7 lbs (3.2 kg)
Connection Fitting	· Quick Connect Adapter to Sensor - No Wiring Required
Enclosure Casing Material	· Type 4X Aluminum; IP66

GENERAL SPECIFICATIONS	
Operating Conditions	· Sensor: Ambient Temperature (Class I, Division 1): -40 °C to 120 °C (-40 °F to 248 °F)
	· Transmitter: Ambient Temperature (Class I, Division 1 / Zone 0): -40 °C to 70 °C (-40 °F to 158 °F)
	· LCD Screen -20 °C to 70 °C (-4 °F to 158 °F)
	· Transmitter: Ambient Temperature (Non-Hazardous Applications): -40 °C to 80 °C (-40 °F to 176 °F)
	· LCD Screen -20 °C to 70 °C (-4 °F to 158 °F)
	· Humidity: 0 to 99 %, Non-Condensing
Warranty	· 2-Year Parts and Labor
Country of Origin	· USA

ORDERING INFORMATION	
Model Numbers	· 1/2": WT-xxxx-LL3, 1/4": WT-xxxx-LL3-T, 1/2" w/ DI: WT-xxxx-LL3-D, 1/4" w/ DI: WT-xxxx-LL3-DT · xxxx = 900 MHz: 0900 / 915 MHz: 0915 / 2.4 GHz: 2400 / 868 MHz: 0868
Wirelessly Connects To	· OTC Wireless Gateway
Configuration Cable	· SX1000-CC2, 20-ft All-in-One Configuration Cable
Replacement Battery	· Use OleumTech SX1000-BP3 Only

SENSOR COMPATIBILITY	
1/2" Sensor Kits w/Float(s)	· 1/2" TGxxxFxx (Flex) and ZGxxxFxx (Rigid) are Compatible with WT-LL3 and WT-LL3-D
1/4" Sensor Kits w/Float(s)	· 1/4" THxxxFxx (Flex) and ZHxxxFxx (Rigid) are Compatible with WT-LL3-T and WT-LL3-DT

Networking Diagram



OTC TRANSMITTERS

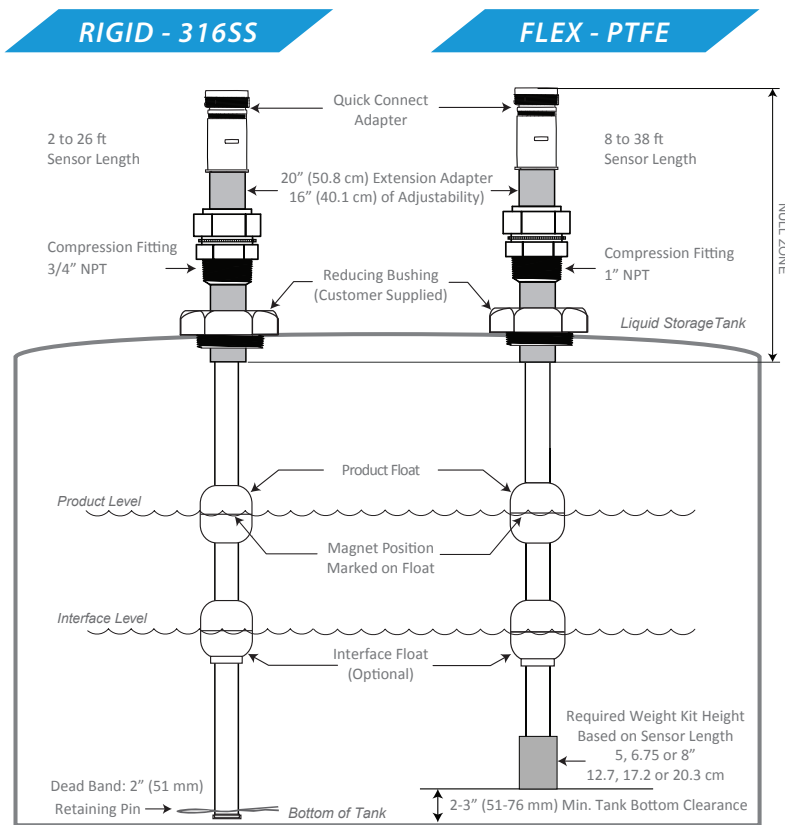
Point-to-Multipoint
"Star Topology"



¹Ambient temperature and one transmission per 1 min interval without any retries were used to calculate battery life. Actual battery life may vary depending on environmental factors, application, and usage. Use data shown above only as general point of reference. See OleumTech Battery Life Expectancy Chart for predicted battery life based on reporting interval.

²The maximum RF range data was collected under optimal test conditions, including a clear line of sight between antennas. Actual wireless RF range may vary depending on location, RF interference, weather, antenna type, cable type, and line of sight.





Technical Specifications (Level Sensors)

SENSOR	RIGID: 316 Stainless Steel "SS"	FLEX: Polytetrafluoroethylene "PTFE"
Type	Extremely Reliable and Accurate Resistive Reed Switch Technology	
Measurement Capabilities (3-in-1)	Product, Interface, and Temperature	
Lengths Offered in US Units	2 to 26 ft Length in 1 ft Increments	8 to 38 ft Length in 1 ft Increments
Lengths Offered in Metric	0.61 to 7.9 m in 0.31 m increments	2.44 to 11.58 m in 0.31 m increments
Resolution and Accuracy	Option 1: 1/2" (12.7 mm) Resolution with $\pm 1/4"$ (± 6.4 mm) Accuracy (6-pin Quick Connect) Option 2: 1/4" (6.4 mm) Resolution with $\pm 1/8"$ (± 3.2 mm) Accuracy (8-pin Quick Connect)	
Sensor to Interface Mating Connection (No Wiring Solution)	316 SS Quick Connect: 6-pin Connection for 1/2" Resolution, 8-pin Connection for 1/4" Resolution	
Tank Mating Connection (Adjustable Compression Fitting)	3/4" NPT Male	1" NPT Male
Temperature Accuracy	± 1 °C	
Anchor Weight Diameter	N/A	2.4" / 60.3 mm
Height of Anchor Weight	N/A	8 to 19 ft Sensor: 5" 20 - 28 ft Sensor: 6.75" / 29 - 38 ft Sensor: 8"
Coiled Diameter	N/A	20" (50.8 cm) Coiled Diameter
Minimum Measurement from Bottom (Deadband)	2" (50.8 mm) from Bottom	From Top of Anchor Weight
Pressure Rating	Float Dependent	Float Dependent
Sensor Only without Float(s)	569 PSI (39 Bar)	142 PSI (9.8 Bar)
Sensor w/ 316 SS Float - Small*	440 PSI (30 Bar)	N/A
Sensor w/ 316 SS Float - Large	356 PSI (24.5 Bar)	142 PSI (9.8 Bar)
Sensor w/ Polyvinylidene Fluoride (PVDF) Float	72.5 PSI (5 Bar)	72.5 PSI (5 Bar)
Float Options:	*Compatible Only with Rigid Sensor Length up to 7 ft, Product: 0.64 SG, Interface: 0.96 SG, ID 0.72" (18.3 mm), OD 2.05" (52.1 mm), H 2.71" (68.83 mm) 316 Stainless Steel - Large, (Fx1) Product: 0.62 SG, Interface: 0.95 SG, ID 1.12" (28.5 +/-0.5 mm), OD 2.83" (72 mm), H 4.65" (118 +/-1 mm) Polyvinylidene Fluoride (PVDF), (Fx3) Product: 0.64 SG, Interface: 0.96 SG, ID 1.18" (30 +/-0.3/-0 mm), OD 2.83" (72 +/-0.25 mm), H 1.77" (45 +/-1 mm)	
Operating Temp. Sensing Area	-40 °C to 120 °C (-40 °F to 248 °F)	
Certifications	Class I Division 1, Class I, Group A, B, C, D, Zone 0, Ex ia IIC T4, AEx ia IIC T4 Ga ATEX: Sira 16ATEX2229X; Ex ia IIB T4 Ga IECEx: SIR 16.0079X; Ex ia IIB T4 Ga	
Device Compatibility	OleumTech WT, SM, and H Series Resistive Level Transmitters	
Power	The Sensor is Powered by the Transmitter	
Kit Ordering #: 1/2" Resolution with Float(s)	ZGxxxFxx	TGxxxFxx
Kit Ordering #: 1/4" Resolution with Float(s)	ZHxxxFxx	THxxxFxx